

# FLASH FURNITURE

A Ubiq Group Brand

Furniture for Every Service Style

# RESTAURANT

## BUYING GUIDE



# FLASH FURNITURE

a Ubique Group brand



## Complete End-to-End-Solutions

We take the guesswork out of furniture. From design and sourcing to fulfillment and customer care, Flash Furniture delivers seamless, end-to-end solutions. Our partners don't just get products — they gain a full catalog and the expertise to plan entire environments with efficiency and confidence.

## Proven Scale & Reliability

With 20+ years of omni-channel experience, 1.6M sq. ft. of U.S. warehouse space, and over 10,000 daily shipments, we set the operational gold standard. Retailers trust us for quick-ship programs, optimized final-mile delivery, and the ability to pivot rapidly to meet evolving market needs.

## Assortment Depth & Innovation

Our portfolio spans 2,000+ highly rated SKUs. Every item is curated to meet demand for durability, design, and value, ensuring partners always have what today's customers are looking for.



20+ Year Leader  
in Commercial  
Furniture



Expansive Portfolio  
over 2,000 SKUs



Deep  
Inventory  
Position



Commercial  
Grade Quality



Best in Class  
Fulfillment





## CONTENTS:

### INDOOR

7 INDOOR SOLUTIONS  
9 INDOOR SEATING  
35 INDOOR TABLES

### INDOOR-OUTDOOR

57 INDOOR-OUTDOOR SOLUTIONS  
59 INDOOR-OUTDOOR SEATING  
77 INDOOR-OUTDOOR TABLES

### BACK OF HOUSE

93 WORKTABLES  
99 ACCESSORIES

### TRASH & RECYCLING

101 TRASH & RECYCLING SOLUTIONS

### RESOURCES

TBD SEATING CAPACITY GUIDE  
TBD SEATING & TABLE HEIGHT CHART  
TBD CUSTOMIZE YOUR SEATING

KEY:



INDOOR ONLY



INDOOR-OUTDOOR

# More Styles. More Choices.

Many items are available in additional colors. Click on the link or ask your representative for details.





# Indoor Solutions

Your front-of-house sets the stage for every guest experience, so every piece should work together. Coordinated seating, tables, and accessories create a polished, consistent space with dependable performance, enhancing your brand, guest comfort, and smooth service every time.

# THE CHOICE IS YOURS

With Flash Furniture, finding the right seating style is simple. Choose sleek metal chairs for durability, warm wood designs for timeless appeal, metal and wood combinations for a balanced look, woven seating for texture and charm, or colorful metal options that bring personality to any space.



## Metal Seating

### KEY BENEFIT

Durable metal construction provides long-lasting strength while maintaining a clean, low-maintenance surface

### IDEAL FOR

Restaurants, cafés, patios, event spaces, and high-traffic interiors



## Wood Seating

### KEY BENEFIT

Solid wood construction offers lasting durability while providing a warmer, more comfortable seating experience

### IDEAL FOR

Dining rooms, hospitality spaces, cafés, bistros, and upscale interiors



## Mixed Material Seating

### KEY BENEFIT

Durable metal frame provides stability while wood surfaces improve comfort and longevity

### IDEAL FOR

Industrial-inspired spaces, modern dining areas, breweries, and mixed-use venues



## Bistro Seating

### KEY BENEFIT

Flexible woven materials provide added comfort while allowing airflow for indoor and outdoor use

### IDEAL FOR

Sidewalk cafés, patios, coastal-inspired spaces, and casual dining settings



## Colorful Metal Seating

### KEY BENEFIT

Durable metal construction provides reliable performance while adding a bold, long-lasting finish

### IDEAL FOR

Trendy restaurants, breakrooms, creative spaces, patios, and vibrant commercial interiors

# Front of House Essentials



## METAL

### KEY BENEFITS

#### Industrial-Inspired Style

Clean lines and metal finishes create a modern, versatile look

#### Built for Commercial Durability

Sturdy metal construction designed to handle the demands of hospitality spaces

#### Dining and Bar Height Options

Accommodate standard tables and bar areas

#### Easy Maintenance for Busy Environments

Smooth metal surfaces are easy to wipe clean



XU-DG694BLAD-BLKV-GG



#### BLACK LADDER BACK METAL RESTAURANT CHAIR

- 2.5" Thick Padded Seat
- 18 Gauge Steel Frame
- High Back Design



XU-DG697BLAD-BAR-BLKV-GG



#### BLACK LADDER BACK METAL RESTAURANT BARSTOOL

- 2.5" Thick Padded Seat
- 18 Gauge Steel Frame
- Integrated Footrest



GSF-SQ36-DKBRN-T3030B-GG



#### DARK BROWN 36" SQUARE TABLE WITH BAR HEIGHT X BASE

- 1.5" Thick Dark Brown Tabletop
- Black Cast Iron X-Base
- Adjustable Floor Glides



GSF-REC3048-DKBRN-T0522-GG



#### DARK BROWN 30X48 DINING TABLE WITH DUAL T-BASES

- 1.5" Thick Dark Brown Tabletop
- Dual Black Cast Iron T-Bases
- Adjustable Floor Glides



## Welded Strength That Won't Wobble

Featuring fully welded joints, these metal chairs are designed for strength, stability, and long-term performance in high-traffic environments.



XU-DG694BLAD-BLKV-GG 

### BLACK LADDER BACK METAL RESTAURANT CHAIR

- Curved High Back Design
- Welded Joint Assembly
- Black 18 Gauge Steel Frame



XU-DG697BLAD-BAR-BLKV-GG 

### BLACK LADDER BACK METAL RESTAURANT BARSTOOL

- Curved High Back Design
- Welded Joint Assembly
- Black 18 Gauge Steel Frame




XU-6FOBXBK-BLKV-GG 

### BLACK "X" BACK METAL RESTAURANT CHAIR

- "X" Back Design
- Welded Joint Assembly
- Black 18 Gauge Steel Frame




XU-6F8BXBK-BAR-BLKV-GG 

### BLACK "X" BACK METAL RESTAURANT BARSTOOL

- "X" Back Design
- Welded Joint Assembly
- Black 18 Gauge Steel Frame



XU-DG694BLAD-MAHW-GG 

### BLACK LADDER BACK METAL RESTAURANT CHAIR

- Mahogany Wood Seat
- Curved High Back Design
- Welded Joint Assembly
- Black 18 Gauge Steel Frame




XU-DG697BLAD-BAR-MAHW-GG 

### BLACK LADDER BACK METAL RESTAURANT BARSTOOL

- Mahogany Wood Seat
- Curved High Back Design
- Welded Joint Assembly
- Black 18 Gauge Steel Frame



XU-DG6V5BKV-BK-GG 

### BLACK DINING CHAIR WITH BOOMERANG BACK

- Black Upholstered Seat
- 19 Gauge Steel Frame
- Fixed Floor Glides



XU-DG6V6BV-WAL-GG 

### BLACK BARSTOOL WITH BOOMERANG BACK

- Black Upholstered Seat
- 19 Gauge Steel Frame
- Integrated Footrest



XU-6F8B-LADSWVL-BLKV-GG

**BLACK LADDER BACK SWIVEL METAL BARSTOOL**

- 2.5" Thick Seat
- 16 Gauge Steel Frame
- Integrated Footrest



XU-F-125-GG

**BLACK METAL BARSTOOL WITH SWIVEL BUCKET SEAT**

- Mid-Back Design
- 18 Gauge Steel Frame
- Chrome Foot Ring



XU-D-100-GG

**BLACK DOUBLE RING CHROME BARSTOOL**

- Backless Design
- 18 Gauge Steel Frame
- Chrome Double Ring



INDOOR ONLY



INDOOR-OUTDOOR

# Front of House Essentials

## WOOD

### KEY BENEFITS

#### Timeless Restaurant Style

Bring warmth and classic character to hospitality spaces

#### Versatile Design Options

Available in a variety of finishes and seat styles

#### Comfortable Dining Experience

Supportive seats and thoughtfully shaped backs

#### Built for Commercial Use

Solid construction provides dependable stability and long-term performance



XU-DGW0005LAD-WAL-BLKV-GG



#### WALNUT LADDER BACK WOODEN RESTAURANT CHAIR

- Black 2.5" Thick Padded Seat
- Hardwood Frame
- Mortis and Tenon Construction



XU-DGW0005BARLAD-WAL-BLKV-GG



#### WALNUT LADDER BACK WOODEN RESTAURANT BARSTOOL

- Black 2.5" Thick Padded Seat
- Walnut Hardwood Frame
- Integrated Footrest



XU-RD-30-MAHTB-T2222B-3CFR



#### WALNUT 30" ROUND BAR HEIGHT TABLE

- Heat, Scratch, and Moisture Resistant
- Black Cast Iron Base with Pre-Welded Top Plate
- Chrome Foot Ring



XU-MAHTB-3048-TR24-GG



#### WALNUT 30" X 48" DINING HEIGHT TABLE

- Protective Edge Band
- Heat, Scratch, and Moisture Resistant
- Black Cast Iron Base with Pre-Welded Top Plate



## Real Wood. Real Durability.

Made from solid wood for strength you can feel, these chairs are built to perform in busy environments. The durable construction ensures long-term use, while the rich finish brings warmth and character to every space.



XU-DG-W0006-WAL-GG

### WALNUT SCHOOL HOUSE BACK RESTAURANT CHAIR

- 1" Thick Seat
- Hardwood Construction
- Supportive Leg Braces



XU-DG-W0006BAR-WAL-GG

### WALNUT SCHOOL HOUSE BACK RESTAURANT BARSTOOL

- 1" Thick Seat
- Hardwood Construction
- Curved Support Bar



XU-CH10367-3-BLK-GG

### BLACK DINING CHAIR WITH CURVED OVAL BACKREST

- Solid Wood Frame
- Fixed Floor Protector Glides
- No Assembly Required



XU-DG-W0305-GG

### ANTIQUE WHITE DINING CHAIR WITH CURVED BACKREST

- Solid Wood Frame
- Fixed Floor Protector Glides
- No Assembly Required



XU-DGW0005LAD-WAL-BLKV-GG

### WALNUT LADDER BACK RESTAURANT CHAIR

- Black 2.5" Thick Seat
- Hardwood Construction
- Curved Support Bar



XU-DGW0005BARLAD-WAL-BLKV-GG

### WALNUT LADDER BACK RESTAURANT BARSTOOL

- Black 2.5" Thick Seat
- Hardwood Construction
- Curved Support Bar



XU-DGW0005LAD-NAT-GG

### NATURAL LADDER BACK RESTAURANT CHAIR

- Natural Wood Seat
- Hardwood Construction
- Curved Support Bar



XU-DGW0005BARLAD-NAT-GG

### NATURAL LADDER BACK RESTAURANT BARSTOOL

- Natural Wood Seat
- Hardwood Construction
- Curved Support Bar



# Front of House Essentials



## BISTRO

### KEY BENEFITS

#### Classic Woven Style

PE rattan weaving delivers a timeless look that enhances any hospitality space


#### Built for Indoor and Outdoor Use

Weather-resistant materials make these chairs suitable for both indoor and outdoor dining areas

#### Durable and Lightweight Construction

Strong aluminum frames paired with PE rattan are easy to move and arrange




2-SDA-AD642001-BKWH-NAT-GG 

#### SET OF 2 BLACK/WHITE STACKABLE INDOOR-OUTDOOR CHAIRS

- Black/White Woven PE Rattan
- Powder Coated Aluminum Frame
- Stack Qty: 5




2-SDA-AD642001-BS-BKWH-NAT-GG 

#### SET OF 2 BLACK/WHITE STACKABLE INDOOR-OUTDOOR BARSTOOLS

- Black/White Woven PE Rattan
- Powder Coated Aluminum Frame
- Stack Qty: 2




SDA-AD641012-80-BKWH-NAT-GG 

#### 31.5" BLACK/WHITE ROUND INDOOR-OUTDOOR DINING TABLE

- Black/White Woven PE Rattan
- Tempered Glass Top
- Powder Coated Aluminum Frame



XU-BLKTB-2430-TR18B-GG 

#### BLACK 24" X 30" TABLE TOP WITH 18" ROUND BAR HEIGHT BASE

- Protective Edge Banding
- Heat, Scratch and Moisture Resistant
- Black Cast Iron Base with Pre-Welded Top Plate



SDA-AD642001-CS-NVYWH-NAT-GG



**NAVY/WHITE INDOOR-OUTDOOR COUNTER HEIGHT STOOL**

- Navy/White Woven PE Rattan
- Powder Coated Aluminum Frame
- Stack Qty: 2



SDA-AD642001-CS-BKWH-NAT-GG



**BLACK/WHITE INDOOR-OUTDOOR COUNTER HEIGHT STOOL**

- Black/White Woven PE Rattan
- Powder Coated Aluminum Frame
- Stack Qty: 2



SDA-AD642002A-BKWH-BK-GG



**BLACK/WHITE STACKABLE INDOOR-OUTDOOR CHAIR**

- Rounded Backrest
- Rust-Resistant Aluminum Frame
- Integrated Armtrrests



SDA-AD642002A-NATWH-LTNAT-GG



**BLACK/WHITE STACKABLE INDOOR-OUTDOOR CHAIR**

- Rounded Backrest
- Rust-Resistant Aluminum Frame
- Integrated Armtrrests



SDA-AD642002A-TXT-BK-NAT-GG



**BLACK/WHITE STACKABLE INDOOR-OUTDOOR CHAIR**

- Rounded Backrest
- Rust-Resistant Aluminum Frame
- Integrated Armtrrests



SDA-AD642002A-TXT-BLKWH-LTNAT-GG



**BLACK/WHITE STACKABLE INDOOR-OUTDOOR CHAIR**

- Rounded Backrest
- Rust-Resistant Aluminum Frame
- Integrated Armtrrests



SDA-AD642002S-TXT-BLKWH-LTNAT-GG



**BLACK/WHITE STACKABLE INDOOR-OUTDOOR CHAIR**

- Rounded Backrest
- Rust-Resistant Aluminum Frame
- Armless Design



SDA-AD642002A-WHGY-NAT-GG



**BLACK/WHITE STACKABLE INDOOR-OUTDOOR CHAIR**

- Rounded Backrest
- Rust-Resistant Aluminum Frame
- Integrated Armtrrests



FV-FWA085-NVY-WHT-GG



**BLACK/WHITE STACKABLE INDOOR-OUTDOOR CHAIR**

- Space-Saving Foldable Design
- Fade and Weather Resistant Materials
- Rust-Resistant Frame

# Front of House Essentials

## MIXED MATERIAL

### KEY BENEFITS

#### Industrial-Inspired Style

Creates a modern look that adds character

#### Warmth Meets Strength

Wood elements add natural warmth while metal construction provides reliable support

#### Built for Commercial Durability

Strong metal frames paired with sturdy wood seats and backs

#### Easy Maintenance for Busy Spaces

Chairs maintain their appearance with simple cleaning and care



XU-DG6V5B-WAL-GG



#### WALNUT DINING CHAIR WITH BOOMERANG BACK

- Contoured Walnut Boomerang Style Backrest
- Black 19 Gauge Steel Frame
- Fixed Floor Glides



XU-DG6V6B-WAL-GG



#### WALNUT BARSTOOL WITH BOOMERANG BACK

- Contoured Walnut Boomerang Style Backrest
- Black 19 Gauge Steel Frame
- Fixed Floor Glides



XA-36-COTA-BK-GG



#### BLACK 36" ROUND COCKTAIL TABLE

- Birchwood Top with PVC Edge
- Chrome Column Finish
- Includes 30" and 42" Columns



XA-30-COTA-BK-GG



#### BLACK 30" ROUND COCKTAIL TABLE

- Birchwood Top with PVC Edge
- Chrome Column Finish
- Includes 30" and 42" Columns



XU-DG6V5B-WAL-GG



**DINING CHAIR WITH BOOMERANG BACK**

- Wooden Seat and Backrest
- 19 Gauge Steel Frame
- Fixed Floor Glides



XU-DG6V6B-WAL-GG



**BARSTOOL WITH BOOMERANG BACK**

- Wooden Seat and Backrest
- 19 Gauge Steel Frame
- Integrated Footrest



XU-DG-60099-COF-BLKW-GG



**SILVER METAL BAR HEIGHT STOOL**

- Curved Vertical Slat Back
- Galvanized Steel Frame
- Integrated Footrest



XU-DG-60116-GRD-BAR-AWHW-GG



**BLACK METAL BAR HEIGHT STOOL**

- Curved Vertical Slat Back
- Galvanized Steel Frame
- Integrated Footrest



XU-DG-60401-MAHW-GG



**BLUE METAL STACKABLE CHAIR**

- Dry Assist Seat Drain Holes
- Cross Brace Under Seat
- Stack Qty: 8



XU-DG-6Q2B-DGLD-VRT-CHYW-GG



**GRAY METAL STACKABLE CHAIR**

- Dry Assist Seat Drain Holes
- Gray Powder Coated Frame
- Stack Qty: 15



XU-DG-6R6B-VRT-BAR-CHYW-GG



**BLACK METAL STACKABLE CHAIR**

- Dry Assist Seat Drain Holes
- Galvanized Steel Frame
- Stack Qty: 8



XU-DG694BLAD-NATW-GG



**BLACK METAL COUNTER HEIGHT STOOL**

- Dry Assist Seat Drain Holes
- Galvanized Steel Frame
- Stack Qty: 4-8



XU-DG-60099-COF-AWHW-GG



**SILVER BACKLESS METAL BARSTOOL**

- Dry Assist Seat Drain Holes
- Galvanized Steel Frame
- Stack Qty: 4-8



INDOOR ONLY



INDOOR-OUTDOOR

# Front of House Essentials



## Color Your Space

A spectrum of styles and finishes makes it easy to create a setup that stands out or blends in.



## COLORFUL METAL

### KEY BENEFITS

#### Built for Commercial Durability

Sturdy metal construction designed to handle the demands of hospitality spaces

#### Dining and Bar Height Options

Accommodate standard tables and bar areas

#### Easy Maintenance for Busy Environments

Smooth metal surfaces are easy to wipe clean



CH-31230-BK-GG



#### BLACK METAL INDOOR-OUTDOOR STACKABLE CHAIR

- Curved Vertical Slat Back
- Galvanized Steel Frame
- Screw-In Leveling Floor Glides



CH-31320-24GB-BK-GG



#### BLACK METAL COUNTER HEIGHT STOOL WITH FOOTREST

- Curved Vertical Slat Back
- Galvanized Steel Frame
- Integrated Footrest



CH-51040-40M1-BK-GG



#### BLACK METAL INDOOR BAR HEIGHT TABLE WITH WOOD TOP

- Tabletop Under Bracing
- 1" Thick Wood Top
- Powder Coated Frame Finish



CH-51040-29M1-BK-GG



#### BLACK METAL INDOOR TABLE WITH WOOD TOP

- Tabletop Under Bracing
- 1" Thick Wood Top
- Powder Coated Frame Finish



CH-61200-18-SIL-GG

**SILVER METAL STACKABLE CHAIR**

- Curved Vertical Slat Back
- Galvanized Steel Frame
- Screw-In Leveling Floor Glides



CH-61200-24-SIL-GG

**SILVER METAL COUNTER HEIGHT STOOL**

- Curved Vertical Slat Back
- Galvanized Steel Frame
- Integrated Footrest



CH-61200-30-SIL-GG

**SILVER METAL BAR HEIGHT STOOL**

- Curved Vertical Slat Back
- Galvanized Steel Frame
- Integrated Footrest



CH-61200-30-BK-GG

**BLACK METAL BAR HEIGHT STOOL**

- Curved Vertical Slat Back
- Galvanized Steel Frame
- Integrated Footrest



ET-3534-COM-B-GG

**BLUE METAL STACKABLE CHAIR**

- Dry Assist Seat Drain Holes
- Cross Brace Under Seat
- Stack Qty: 8



XU-DG-TP001-GG

**GRAY METAL STACKABLE CHAIR**

- Dry Assist Seat Drain Holes
- Gray Powder Coated Frame
- Stack Qty: 15



CH-31230-BK-GG

**BLACK METAL STACKABLE CHAIR**

- Dry Assist Seat Drain Holes
- Galvanized Steel Frame
- Stack Qty: 8



CH-31320-24-BK-GG

**BLACK METAL COUNTER HEIGHT STOOL**

- Dry Assist Seat Drain Holes
- Galvanized Steel Frame
- Stack Qty: 4-8



CH-31320-30-SIL-GG

**SILVER BACKLESS METAL BARSTOOL**

- Dry Assist Seat Drain Holes
- Galvanized Steel Frame
- Stack Qty: 4-8



# FIND YOUR PERFECT FIT

With Flash Furniture, finding the right table setup is simple. Choose dining height tables for everyday comfort, bar height options for a more casual feel, single base designs for added legroom, double base tables for enhanced stability, and a range of sizes to accommodate any seating capacity.



## Dining Height

### AT A GLANCE

Standard table height offers comfortable, versatile seating for everyday use

### IDEAL FOR

Traditional dining setups, everyday seating, and comfortable shared spaces



## Bar Height

### AT A GLANCE

Elevated height creates a more casual, social setting with a modern feel

### IDEAL FOR

High-top seating areas, casual gatherings, and more social environments



## Single Base

### AT A GLANCE

Central base design maximizes legroom and provides flexible seating around the table

### IDEAL FOR

Compact layouts, flexible seating arrangements, and smaller group settings



## Double Bases

### AT A GLANCE

Dual base construction offers added stability and support for larger tabletops

### IDEAL FOR

Larger layouts, group seating, and high-traffic dining environments



## Table Tops

### AT A GLANCE

Built for durability and flexibility with sizes and finishes to fit your space

### IDEAL FOR

Mixing bases and tops to create your ideal look and function

# SELECT THE RIGHT SURFACE

With a wide range of materials and finishes, finding the right tabletop for your space is simple. Choose laminate or resin for durability and easy maintenance, wood for a warm, natural look, glass for a clean, modern feel, or metal for a sleek, industrial edge. Each option is designed to support everyday use while enhancing your indoor dining environment.



## Laminate

### AT A GLANCE

Resists scratches, stains, and spills for quick cleanup and low maintenance

### IDEAL FOR

High-turn dining rooms, family restaurants, and everyday service areas



## Resin

### AT A GLANCE

Lightweight and moisture-resistant for easy handling and frequent cleaning

### IDEAL FOR

Cafés, quick-service counters, and flexible seating layouts



## Wood

### AT A GLANCE

Solid construction adds warmth while standing up to consistent daily use

### IDEAL FOR

Upscale dining rooms, bistros, and hospitality-focused interiors



## Glass

### AT A GLANCE

Non-porous surface wipes clean easily and helps reflect light in tight spaces

### IDEAL FOR

Modern dining areas, smaller layouts, and design-forward spaces



## Metal

### AT A GLANCE

Durable surface resists wear while maintaining a clean, industrial look

### IDEAL FOR

Bars, breweries, and contemporary restaurant environments



### Seamless Edge Wrap

No visible seams.  
No chipping or peeling edges.

### High-Pressure Laminate (HPL) Surface

Heat, spill & scratch resistant.  
Easy to clean.

### 0.7" High-Density Hardboard Core

Commercial-grade strength.  
Supports up to 300 lbs.

### Sealed Protective Backing

Balanced construction for long-term durability.



ST-RD600C-1-M-3A-M-WH-MAR-GG ☀️

#### 24" ROUND INDOOR-OUTDOOR TOPGUARD TABLETOP

- White Faux Marble
- Seamless Laminate Top
- UV, Heat, Scratch and Moisture Resistant
- 0.7" Hardboard Core



ST-RD800B-1-M-3A-CM-GY-GG ☀️

#### 31.5" ROUND INDOOR-OUTDOOR TOPGUARD TABLETOP

- Gray Faux Concrete
- Seamless Laminate Top
- UV, Heat, Scratch and Moisture Resistant
- 0.7" Hardboard Core



ST-RT24X30INB-1-M-3A-W-BR-GG ☀️

#### 30" X 24" INDOOR-OUTDOOR TOPGUARD TABLETOP

- Dark Brown Woodgrain
- Seamless Laminate Top
- UV, Heat, Scratch and Moisture Resistant
- 0.7" Hardboard Core



ST-RD918B-1-M-3A-W-BR-GG ☀️

#### 36" ROUND INDOOR-OUTDOOR TOPGUARD TABLETOP

- Dark Brown Woodgrain
- Seamless Laminate Top
- UV, Heat, Scratch and Moisture Resistant
- 0.7" Hardboard Core



ST-RT24X30INB-1-M-3A-CM-GY-GG ☀️

#### 30" X 24" INDOOR-OUTDOOR TOPGUARD TABLETOP

- Gray Faux Concrete
- Seamless Laminate Top
- UV, Heat, Scratch and Moisture Resistant
- 0.7" Hardboard Core



ST-RD800C-1-M-3A-M-WH-MAR-GG ☀️

#### 31.5" ROUND INDOOR-OUTDOOR TOPGUARD TABLETOP

- White Faux Marble
- Seamless Laminate Top
- UV, Heat, Scratch and Moisture Resistant
- 0.7" Hardboard Core



ST-SQ918B-1-M-3A-CM-GY-GG ☀️

#### 36" SQUARE INDOOR-OUTDOOR TOPGUARD TABLETOP

- Gray Faux Concrete
- Seamless Laminate Top
- UV, Heat, Scratch and Moisture Resistant
- 0.7" Hardboard Core

## No Seams. No Weak Spots.

Our NEW TopGuard® HPL Wrapped Tabletops are built for demanding commercial spaces. Smart Edge Technology wraps the durable surface over the edges to protect against moisture, impact, and everyday wear—delivering long-lasting performance indoors and out.

# Front of House Essentials



## INDOOR TABLES

### KEY BENEFITS

#### Versatile Design Options

A range of shapes, sizes, and finishes to fit any layout or aesthetic

#### Built for Commercial Durability

Strong construction designed to handle daily use in high-traffic spaces

#### Flexible Height Solutions

Available in dining and bar heights to suit a variety of settings

#### Mix-and-Match Compatibility

Pair tabletops and bases to create a customized, cohesive look



XU-RD-36-MBT-GG



#### BLACK OR MAHOGANY 36" ROUND REVERSIBLE TABLE TOP

- High Impact Melamine Core
- Heat, Scratch and Moisture Resistant
- Protective Edge Band



GSF-003-30X60-DKBRN-GG



#### DARK BROWN 60" X 30" SOLID WOOD INDOOR TABLETOP

- Solid Beechwood Top
- Dual Support Bars
- Scratch-Proof and Water-Resistant



XU-TR18-GG



#### BLACK 18" ROUND BASE WITH TABLE HEIGHT COLUMN

- Cast Iron Construction
- Top Plate Pre-Welded to Column
- Screw-in Adjustable Floor Glides



XA-F-46X30-GG



#### BROWN 46" X 30" WOODEN FARM DINING TABLE

- Solid Pine Construction
- .75" Thick Plank Top with 4" Thick Apron
- 3" Square Legs



## VERSATILE + TOUGH

Designed for commercial use delivering the durability needed to withstand high-traffic environments without compromising on style. Engineered for easy maintenance and long-term performance.




XU-RD-36-MBT-GG 

### 36" ROUND REVERSIBLE TABLE TOP

- Black or Mahogany Reversible
- High Impact Melamine Core
- Heat, Scratch and Moisture Resistant
- Protective Edge Band




XU-MBT-3636-GG 

### 36" SQUARE REVERSIBLE TABLE TOP

- Black or Mahogany Reversible
- High Impact Melamine Core
- Heat, Scratch and Moisture Resistant
- Protective Edge Band



XU-MBT-3048-GG 

### 30" X 48" REVERSIBLE TABLE TOP

- Black or Mahogany Reversible
- High Impact Melamine Core
- Heat, Scratch and Moisture Resistant
- Protective Edge Band




XU-RD-30-MBT-GG 

### 30" ROUND REVERSIBLE TABLE TOP

- Black or Mahogany Reversible
- High Impact Melamine Core
- Heat, Scratch and Moisture Resistant
- Protective Edge Band



XU-WNT-3636-GG 

### 36" SQUARE REVERSIBLE TABLE TOP

- Natural or Walnut Reversible
- High Impact Melamine Core
- Heat, Scratch and Moisture Resistant
- Protective Edge Band




XU-RD-36-WNT-GG 

### 36" ROUND REVERSIBLE TABLE TOP

- Natural or Walnut Reversible
- High Impact Melamine Core
- Heat, Scratch and Moisture Resistant
- Protective Edge Band




XU-BB30SQ-GG 

### 30" SQUARE BUTCHER BLOCK STYLE TABLE TOP

- Wood Grain, Brown
- Smooth Top Texture
- Scratch Resistant
- 2" Thick Solid Wood Border




XU-BB24SQ-GG 

### 24" SQUARE BUTCHER BLOCK STYLE TABLE TOP

- Wood Grain, Brown
- Smooth Top Texture
- Scratch Resistant
- 2" Thick Solid Wood Border



TP-WAL-3048-GG 

**WALNUT 48" X 30" RESIN TABLE TOP**

- Protective Resin Finish
- 2" Thick Tabletop
- Heat, Scratch and Moisture Resistant




TP-WAL-48RD-GG 

**WALNUT 48" ROUND RESIN TABLE TOP**

- Protective Resin Finish
- 2" Thick Tabletop
- Heat, Scratch and Moisture Resistant




TP-WAL-2430-GG 

**WALNUT 30" X 24" RESIN TABLE TOP**

- Protective Resin Finish
- 2" Thick Tabletop
- Heat, Scratch and Moisture Resistant




TP-MAH-3048-GG 

**MAHOGANY 48" X 30" RESIN TABLE TOP**

- Protective Resin Finish
- 2" Thick Tabletop
- Heat, Scratch and Moisture Resistant




TP-WAL-3042-GG 

**WALNUT 42" X 30" RESIN TABLE TOP**

- Protective Resin Finish
- 2" Thick Tabletop
- Heat, Scratch and Moisture Resistant



TP-WAL-3636-GG 

**WALNUT 36" SQUARE RESIN TABLE TOP**

- Protective Resin Finish
- 2" Thick Tabletop
- Heat, Scratch and Moisture Resistant




TP-MAH-48RD-GG 

**MAHOGANY 48" ROUND RESIN TABLE TOP**

- Protective Resin Finish
- 2" Thick Tabletop
- Heat, Scratch and Moisture Resistant




TP-WAL-3030-GG 

**WALNUT 30" SQUARE RESIN TABLE TOP**

- Protective Resin Finish
- 2" Thick Tabletop
- Heat, Scratch and Moisture Resistant



TP-MAH-2430-GG 

**MAHOGANY 24" X 30" RESIN TABLE TOP**

- Protective Resin Finish
- 2" Thick Tabletop
- Heat, Scratch and Moisture Resistant



## Top of The Class

Bring natural warmth and timeless character to any commercial space. Crafted for strength and longevity, these tops offer a durable surface that stands up to daily use.



GSF-003-30X48-NAT-GG

**NATURAL 48" X 30" SOLID WOOD INDOOR TABLETOP**

- Solid Beechwood Top
- Dual Support Bars
- Scratch-Proof and Water-Resistant



GSF-003-30X60-NAT-GG

**NATURAL 60" X 30" SOLID WOOD INDOOR TABLETOP**

- Solid Beechwood Top
- Dual Support Bars
- Scratch-Proof and Water-Resistant



GSF-003-24X30-NAT-GG

**NATURAL 30" X 24" SOLID WOOD INDOOR TABLETOP**

- Solid Beechwood Top
- Dual Support Bars
- Scratch-Proof and Water-Resistant



GSF-003-30R-NAT-GG

**NATURAL 30" ROUND SOLID WOOD INDOOR TABLETOP**

- Solid Beechwood Top
- Dual Support Bars
- Scratch-Proof and Water-Resistant



GSF-003-24X30-DKBRN-GG

**DARK BROWN 24" X 30" SOLID WOOD INDOOR TABLETOP**

- Solid Beechwood Top
- Dual Support Bars
- Scratch-Proof and Water-Resistant



GSF-003-30X60-DKBRN-GG

**DARK BROWN 60" X 30" SOLID WOOD INDOOR TABLETOP**

- Solid Beechwood Top
- Dual Support Bars
- Scratch-Proof and Water-Resistant



GSF-003-36X36-DKBRN-GG

**DARK BROWN 36" SQUARE SOLID WOOD INDOOR TABLETOP**

- Solid Beechwood Top
- Dual Support Bars
- Scratch-Proof and Water-Resistant



GSF-003-30R-DKBRN-GG

**DARK BROWN 30" ROUND SOLID WOOD INDOOR TABLETOP**

- Solid Beechwood Top
- Dual Support Bars
- Scratch-Proof and Water-Resistant





XU-T2222-SLV-GG



**SILVER 22" X 22" INDOOR-OUTDOOR X-BASE WITH TABLE HEIGHT COLUMN**

- Cast Iron Construction
- Top Plate Pre-Welded to Column
- Screw-in Adjustable Floor Glides



XU-T3333-GG



**BLACK 33" X 33" X-BASE WITH TABLE HEIGHT COLUMN**

- Cast Iron Construction
- Top Plate Pre-Welded to Column
- Screw-in Adjustable Floor Glides



XU-T2230-GG



**BLACK 23.75" X 30" X-BASE WITH TABLE HEIGHT COLUMN**

- Cast Iron Construction
- Top Plate Pre-Welded to Column
- Screw-in Adjustable Floor Glides



XU-T3030-BAR-GG



**BLACK 30" X 30" X-BASE WITH BAR HEIGHT COLUMN**

- Cast Iron Construction
- Top Plate Pre-Welded to Column
- Screw-in Adjustable Floor Glides



SDA-T2222-GG



**BLACK 22.75" X 22.75" INDOOR-OUTDOOR DECORATIVE BISTRO TABLE BASE**

- Cast Iron Construction
- Top Plate Pre-Welded to Column
- Screw-in Adjustable Floor Glides



**Firm Foundations**

Bases built to withstand everyday use in commercial environments giving you the flexibility to create your dream space.





XU-T0522-GG



**BLACK 5" X 22" T-BASE WITH TABLE HEIGHT COLUMN**

- Cast Iron Construction
- Top Plate Pre-Welded to Column
- Screw-in Adjustable Floor Glides



XU-T0522-BAR-GG



**BLACK 5" X 22" T-BASE WITH BAR HEIGHT COLUMN**

- Cast Iron Construction
- Top Plate Pre-Welded to Column
- Screw-in Adjustable Floor Glides



XU-T0522-SLV-GG



**SILVER 5" X 22" T-BASE WITH TABLE HEIGHT COLUMN**

- Cast Iron Construction
- Top Plate Pre-Welded to Column
- Screw-in Adjustable Floor Glides



XU-TR18-GG



**BLACK 18" ROUND BASE WITH TABLE HEIGHT COLUMN**

- Cast Iron Construction
- Top Plate Pre-Welded to Column
- Screw-in Adjustable Floor Glides



XU-TR18-BAR-GG



**BLACK 18" ROUND BASE WITH BAR HEIGHT COLUMN**

- Cast Iron Construction
- Top Plate Pre-Welded to Column
- Screw-in Adjustable Floor Glides



XU-TR24-GG



**BLACK 24" ROUND BASE WITH TABLE HEIGHT COLUMN**

- Cast Iron Construction
- Top Plate Pre-Welded to Column
- Screw-in Adjustable Floor Glides

## Adjustable Floor Glides

Screw-in adjustable floor glides help stabilize furniture on uneven surfaces, allowing for easy height adjustments to prevent wobbling. Designed to protect floors from scratches and wear, they provide a durable, low-maintenance solution ideal for high-traffic environments.





XA-F-46X30-BW-GG



**BLACK 46" X 30" WOODEN FARM DINING TABLE**

- Solid Pine Construction
- .75" Thick Plank Top with 4" Thick Apron
- 3" Square Legs



XA-F-46X30-LN-GG



**NATURAL 46" X 30" WOODEN FARM DINING TABLE**

- Solid Pine Construction
- .75" Thick Plank Top with 4" Thick Apron
- 3" Square Legs



XA-F-96X40-GG



**NATURAL 8' X 40" WOODEN FOLDING FARM TABLE**

- Solid Pine Construction
- .75" Thick Plank Top with 4" Thick Apron
- 3" Square Legs



XA-F-84X40-GG



**NATURAL 7' X 40" WOODEN FOLDING FARM TABLE**

- Solid Pine Construction
- .75" Thick Plank Top with 4" Thick Apron
- 3" Square Legs



XA-F-96X40-XLEGS-GG



**BROWN 8' X 40" WOODEN FOLDING FARM TABLE WITH X LEGS**

- Solid Pine Construction
- .75" Thick Plank Top with 4" Thick Apron
- Crisscross Style Legs





CH-51040-29-BK-GG



**BLACK 31.75" SQUARE INDOOR-OUTDOOR METAL TABLE**

- Powder Coated Frame
- Brace Beneath Tabletop
- Protective Rubber Floor Glides



ET-CT002-1-RED-GG



**RED 31.5" SQUARE INDOOR-OUTDOOR METAL TABLE**

- Powder Coated Frame
- Brace Beneath Tabletop
- Protective Rubber Floor Glides



XA-36-COTA-GG



**NATURAL 36" ROUND WOOD COCKTAIL TABLE**

- Quadruple Coated Polyurethane Varnish Top
- Double Coated Polyurethane Varnish Bottom
- Shiny Column Finish



CH-2-GG



**WHITE 23.75" ROUND ADJUSTABLE HEIGHT WOOD TABLE**

- Swivel Top
- Adjustable Height Frame
- Pneumatic Adjustment Lever



ET-CT005-BK-GG



**BLACK 63" X 31.5" INDOOR-OUTDOOR METAL TABLE**

- Powder Coated Frame
- Brace Beneath Tabletop
- Protective Rubber Floor Glides



CH-51080-29-YL-GG



**YELLOW 24" ROUND INDOOR-OUTDOOR METAL TABLE**

- Powder Coated Frame
- Brace Beneath Tabletop
- Protective Rubber Floor Glides



XA-30-COTA-BK-GG



**BLACK 30" ROUND WOOD COCKTAIL TABLE**

- Quadruple Coated Polyurethane Varnish Top
- Double Coated Polyurethane Varnish Bottom
- Chrome Column Finish



CH-5-GG



**GLASS 23.5" ROUND ADJUSTABLE HEIGHT TABLE**

- Swivel Top
- Adjustable Height Frame
- Pneumatic Adjustment Lever



CH-51040-40-BK-GG



**BLACK 31.5" SQUARE INDOOR-OUTDOOR METAL BAR HEIGHT TABLE**

- Powder Coated Frame
- Brace Beneath Tabletop
- Protective Rubber Floor Glides



ET-CT005-WH-GG



**WHITE 63" X 31.5" INDOOR-OUTDOOR METAL TABLE**

- Powder Coated Frame
- Brace Beneath Tabletop
- Protective Rubber Floor Glides



XA-24-COTA-GG



**NATURAL 24" ROUND WOOD COCKTAIL TABLE**

- Quadruple Coated Polyurethane Varnish Top
- Double Coated Polyurethane Varnish Bottom
- Shiny Column Finish



XA-F-46X30-GG



**BROWN 46" X 30" WOODEN FARM DINING TABLE**

- Solid Pine Construction
- .75" Thick Plank Top with 4" Thick Apron
- 3" Square Legs



CH-61010-29M1-BK-GG



**BLACK 60" X 30.25" METAL INDOOR TABLE WITH WOOD TOP**

- Powder Coated Frame
- Galvanized Steel
- Protective Rubber Floor Glides



ET-CT002-1-YL-GG



**YELLOW 31.5" SQUARE INDOOR-OUTDOOR METAL TABLE**

- Powder Coated Frame
- Brace Beneath Tabletop
- Protective Rubber Floor Glides



XA-36-COTA-BK-GG



**BLACK 30" ROUND WOOD COCKTAIL TABLE**

- Quadruple Coated Polyurethane Varnish Top
- Double Coated Polyurethane Varnish Bottom
- Chrome Column Finish



XA-F-60X38-GG



**BROWN 60" X 38" WOODEN FARM DINING TABLE**

- Solid Pine Construction
- .75" Thick Plank Top with 4" Thick Apron
- 3" Square Legs



ET-CT002-1-BK-GG



**BLACK 31.5" SQUARE INDOOR-OUTDOOR METAL TABLE**

- Powder Coated Frame
- Brace Beneath Tabletop
- Protective Rubber Floor Glides



XA-30-COTA-GG



**NATURAL 30" ROUND WOOD COCKTAIL TABLE**

- Quadruple Coated Polyurethane Varnish Top
- Double Coated Polyurethane Varnish Bottom
- Chrome Column Finish



XA-24-COTA-BK-G



**BLACK 24" ROUND WOOD COCKTAIL TABLE**

- Quadruple Coated Polyurethane Varnish Top
- Double Coated Polyurethane Varnish Bottom
- Shiny Column Finish



XA-F-46X30-WH-GG



**WHITE 46" X 30" WOODEN FARM DINING TABLE**

- Solid Pine Construction
- .75" Thick Plank Top with 4" Thick Apron
- 3" Square Legs





# Indoor-Outdoor Solutions

Restaurants thrive when indoor and outdoor spaces feel equally inviting. Durable, versatile seating and tables create flexible areas that adapt to changing needs while maintaining a consistent, comfortable experience from dining room to patio.

# INDOOR-OUTDOOR SEATING, SIMPLIFIED

With Flash Furniture, finding the right outdoor seating is simple. From lightweight aluminum to textured woven and mixed materials, each option is built for durability, comfort, and style—so you can create a space that works for you.



## Bamboo

### KEY BENEFIT

Lightweight bamboo construction provides natural durability while offering a breathable, outdoor-friendly seating surface

### IDEAL FOR

Sidewalk cafés, coastal concepts, themed restaurants, and outdoor lounges



## Bistro

### KEY BENEFIT

Durable woven materials provide flexible comfort while allowing airflow and quick drying for outdoor use

### IDEAL FOR

Patios, cafés, outdoor dining spaces, and relaxed hospitality settings



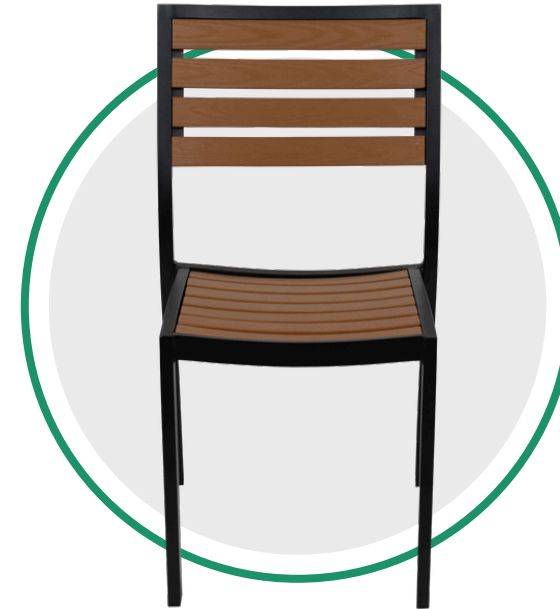
## Aluminum

### KEY BENEFIT

Lightweight aluminum frames provide rust-resistant durability while allowing easy movement and rearranging

### IDEAL FOR

High-traffic patios, rooftops, poolside dining, and coastal environments



## Mixed Material

### KEY BENEFIT

Durable metal frames provide outdoor strength while wood or composite surfaces enhance comfort and longevity

### IDEAL FOR

Modern patios, breweries, indoor-outdoor dining, and industrial spaces



## Resin

### KEY BENEFIT

All-weather resin construction provides long-lasting durability while remaining easy to clean and maintain

### IDEAL FOR

Casual dining areas, patios, poolside spaces, and busy outdoor seating

# Indoor-Outdoor Essentials



## BISTRO

### KEY BENEFITS

#### Classic Bistro Style

Iconic woven details and curved frames bring timeless Parisian charm

#### Built for Outdoor Durability

Weather-resistant materials stand up to daily use and the elements

#### Lightweight & Stackable

Easy to move, store, and reset for flexible seating layouts



TLH-037-DK-BN-GG



#### BROWN RATTAN INDOOR-OUTDOOR RESTAURANT STACK CHAIR

- Solid Beechwood Top
- Dual Support Bars
- Scratch-Proof and Water-Resistant



SDA-ADS642142-NVYWH-NAT-GG



#### INDOOR-OUTDOOR BISTRO STACKING CHAIR WITH ARMS

- Navy/White Woven PE Rattan
- Rounded Supportive Armrests
- Rust Resistant Aluminum Frame
- Stack Qty: 5



SDA-AD641012-80-NVYWH-NAT-GG



#### INDOOR-OUTDOOR 31.5" ROUND BISTRO TABLE

- Navy/White Woven PE Rattan
- Tempered Glass Top
- Powder Coated Aluminum Frame



ST-RD800C-1-M-3A-M-WH-MAR-GG



#### 31.5" ROUND INDOOR-OUTDOOR TABLETOP

- TopGuard Seamless Edge Technology
- Scratch and Stain Resistant
- UV Heat And Moisture Resistant



TLH-037-DK-BN-GG



**BROWN RATTAN INDOOR-OUTDOOR RESTAURANT STACK CHAIR**

- Solid Beechwood Top
- Dual Support Bars
- Scratch-Proof and Water-Resistant



SDA-AD632032R-DK-BN-GG



**BROWN RATTAN RESTAURANT BARSTOOL**

- Solid Beechwood Top
- Dual Support Bars
- Scratch-Proof and Water-Resistant



TLH-020-BK-GG



**BLACK RATTAN INDOOR-OUTDOOR RESTAURANT STACK CHAIR**

- Solid Beechwood Top
- Dual Support Bars
- Scratch-Proof and Water-Resistant



2-SDA-AD642001-BKWH-NAT-GG



**SET OF 2 BLACK/WHITE STACKABLE INDOOR-OUTDOOR BISTRO CHAIRS**

- Solid Beechwood Top
- Dual Support Bars
- Scratch-Proof and Water-Resistant



2-SDA-AD642001-NVYWH-NAT-GG



**SET OF 2 NAVY/WHITE STACKABLE INDOOR-OUTDOOR BISTRO CHAIRS**

- Solid Beechwood Top
- Dual Support Bars
- Scratch-Proof and Water-Resistant



2-SDA-AD642001-BS-BKWH-NAT-GG



**SET OF 2 BLACK/WHITE INDOOR-OUTDOOR BISTRO BARSTOOLS**

- Solid Beechwood Top
- Dual Support Bars
- Scratch-Proof and Water-Resistant



2-TLH-037-BGE-GG



**SET OF 2 BEIGE INDOOR-OUTDOOR RESTAURANT STACK CHAIRS**

- Solid Beechwood Top
- Dual Support Bars
- Scratch-Proof and Water-Resistant



SDA-AD632009D-2-GG



**BROWN RATTAN & RED BAMBOO RESTAURANT PATIO CHAIR**

- Solid Beechwood Top
- Dual Support Bars
- Scratch-Proof and Water-Resistant



# Indoor-Outdoor Essentials

## METAL

### KEY BENEFITS

#### Lightweight & Durable

Easy to move while strong enough for high-traffic use

#### Weather-Resistant Performance

Built to resist rust, moisture, and outdoor elements

#### Low Maintenance

Smooth surfaces wipe clean for quick, easy upkeep

#### Space-Saving Design

Stackable options make storage and setup simple



TLH-017B-GG



#### ALUMINUM INDOOR-OUTDOOR RESTAURANT STACK ARMCHAIR

- Textured Seat
- Supportive Curved Armrests
- Stack Qty: 20



TLH-015C-GG



#### ALUMINUM INDOOR-OUTDOOR RESTAURANT STACK CHAIR

- Armless Design
- Cross Braced for Stability
- Stack Qty: 17



ET-CT002-1-SIL-GG



#### 31.5" SQUARE METAL INDOOR-OUTDOOR TABLE

- Powder Coated Frame
- Brace Beneath Tabletop
- Protective Rubber Floor Glides



TLH-053-2-GG



#### 27.5" SQUARE ALUMINUM INDOOR-OUTDOOR TABLE

- Smooth Stainless Steel Table Top
- Aluminum Column and Base
- Plastic Floor Glides



TLH-017C-BK-GG



**BLACK METAL RESTAURANT STACK CHAIR**

- Curved Triple Slat Back
- Textured Seat
- Stack Qty: 22



TLH-015-GG



**ALUMINUM INDOOR-OUTDOOR RESTAURANT STACK CHAIR**

- Armless Design
- Cross Braces for Stability
- Stack Qty: 17



XU-CH-10318-ARM-RED-GG



**RED STEEL INDOOR-OUTDOOR STACKABLE CHAIR**

- Slatted Back
- Powder Coated Steel Frame
- Stack Qty: 8



XU-CH-10318-BK-GG



**BLACK STEEL INDOOR-OUTDOOR STACKABLE CHAIR**

- Armless Design
- Powder Coated Steel Frame
- Stack Qty: 8



TLH-015H-GG



**ALUMINUM INDOOR-OUTDOOR RESTAURANT BAR HEIGHT STOOL**

- Armless Design
- Cross Braces for Stability
- Stack Qty: 17



TLH-015C-BK-GG



**BLACK METAL INDOOR-OUTDOOR RESTAURANT STACK CHAIR**

- Armless Design
- Cross Braces for Stability
- Stack Qty: 17



TLH-017C-GG



**ALUMINUM RESTAURANT STACK CHAIR**

- Curved Triple Slat Back
- Textured Seat
- Stack Qty: 22



CO-3-BK-GG



**BLACK STEEL PATIO CHAIR WITH ROUND BACK**

- Curved Round Back Design
- Powder Coated Frame
- Stack Qty: 8



TLH-017C-BZ-GG



**BRONZE RESTAURANT STACK CHAIR**

- Curved Triple Slat Back
- Textured Seat
- Stack Qty: 22



CO-3-SKY-GG



**SKY BLUE STEEL PATIO CHAIR WITH ROUND BACK**

- Curved Round Back Design
- Powder Coated Frame
- Stack Qty: 8



TLH-018C-GG



**ALUMINUM INDOOR-OUTDOOR RESTAURANT STACK CHAIR**

- Triple Slat Back
- Cross Braces for Stability
- Stack Qty: 20



XU-CH-10318-SIL-GG



**SILVER STEEL INDOOR-OUTDOOR STACKABLE CHAIR**

- Armless Design
- Powder Coated Steel Frame
- Stack Qty: 8



# Indoor-Outdoor Essentials

## MIXED MATERIAL

### KEY BENEFITS

#### Lightweight & Durable

Easy to move while strong enough for high-traffic use

#### Weather-Resistant Performance

Built to resist rust, moisture, and outdoor elements

#### Low Maintenance

Smooth surfaces wipe clean for quick, easy upkeep

#### Space-Saving Design

Stackable options make storage and setup simple



XU-DG-HW1045-GG



#### BLACK AND FAUX TEAK STACKABLE SIDE CHAIR

- Faux Teak Poly Resin Slats
- Powder Coated Metal Frame
- Weather and Rust Resistant Materials



XU-DG-HW6036B-GG



#### BLACK AND FAUX TEAK ALL-WEATHER BAR HEIGHT STOOL

- Faux Teak Poly Resin Slats
- Powder Coated Metal Frame
- Weather and Rust Resistant Materials



XU-HW1045-3232-GG



#### 32" SQUARE BAR HEIGHT INDOOR-OUTDOOR TABLE

- Faux Teak Poly Resin Slats
- Powder Coated Metal Frame
- Weather and Rust Resistant Materials



XU-DG-HW1045-GG



#### 30" SQUARE BISTRO INDOOR-OUTDOOR TABLE

- Faux Teak Poly Resin Slats
- Powder Coated Metal Frame
- Weather and Rust Resistant Materials



XU-DG-HW6036B-GG



**BLACK ALL-WEATHER BAR HEIGHT STOOL**

- UV Fade Resistant
- Powder Coated Aluminum Frame
- Integrated Footrest



XU-DG-HW6036B-GY-GG



**GRAY ALL-WEATHER BAR HEIGHT STOOL**

- UV Fade Resistant
- Powder Coated Aluminum Frame
- Integrated Footrest



XU-DG-HW6036-GG



**BLACK OUTDOOR STACKABLE SIDE CHAIR**

- Synthetic Teak Back and Seat
- Powder Coated Aluminum Frame
- Weather and Rust Resistant



SB-T11C-BK-GG



**BLACK STACKABLE STEEL CHAIR WITH ARMS**

- Resin Slatted Seat
- E-Coated Steel Frame
- Stack Qty: 8



XU-DG-HW6036-GY-GG



**BLACK STACKABLE ALUMINUM SIDE CHAIR**

- Resin Slatted Seat and Back
- E-Coated Steel Frame
- Stack Qty: 8



SB-CA108-WA-NAT-GG



**NATURAL STACKABLE METAL SIDE CHAIR**

- Synthetic Teak Back and Seat
- Rust Resistant Metal Frame
- Stack Qty: 8



2-XU-DG-HW6006-GG



**SET OF 2 BLACK STACKABLE ALUMINUM SIDE CHAIRS**

- Synthetic Teak Back and Seat
- Powder Coated Aluminum Frame
- Stack Qty: 8



2-SB-A268C-BK-GG



**SET OF 2 BLACK STACKABLE STEEL CLUB CHAIRS**

- Resin Slatted Seat and Back
- E-Coated Steel Frame
- Stack Qty: 8



SB-CA108-WA-GRY-GG



**GRAY STACKABLE METAL SIDE CHAIR**

- Synthetic Teak Back and Seat
- Rust Resistant Metal Frame
- Stack Qty: 8



INDOOR ONLY



INDOOR-OUTDOOR



DHF-340-APP-BLK-GG



**BLACK INDOOR-OUTDOOR  
RESIN STACKING PATIO  
CHAIR**

- Curved Backrest and Contoured Seat
- UV Fade Resistant
- Stack Qty: 6



DHF-340-APP-WH-GG



**WHITE INDOOR-OUTDOOR  
RESIN STACKING PATIO  
CHAIR**

- Curved Backrest and Contoured Seat
- UV Fade Resistant
- Stack Qty: 6



DHF-317-APP-GRY-GG



**GRAY INDOOR-OUTDOOR  
RESIN STACKING PATIO  
CHAIR**

- Curved Backrest and Contoured Seat
- UV Fade Resistant
- Stack Qty: 6



SDA-AD632009D-1-GG



**BROWN RATTAN RED  
BAMBOO RESTAURANT  
PATIO CHAIR**

- Bamboo-Aluminum Frame
- Cross Braces for Stability
- Stack Qty: 6



SDA-AD642003R-2-GG



**DARK BROWN RATTAN RED  
BAMBOO RESTAURANT  
PATIO CHAIR**

- Bamboo-Aluminum Frame
- Cross Braces for Stability
- Stack Qty: 9



# Indoor-Outdoor Essentials



## METAL COLORFUL

### KEY BENEFITS

#### Lightweight & Durable

Easy to move while strong enough for high-traffic use

#### Weather-Resistant Performance

Built to resist rust, moisture, and outdoor elements

#### Low Maintenance

Smooth surfaces wipe clean for quick, easy upkeep

#### Space-Saving Design

Stackable options make storage and setup simple



TLH-017B-GG



#### ALUMINUM INDOOR-OUTDOOR RESTAURANT STACK ARMCHAIR

- Textured Seat
- Supportive Curved Armrests
- Stack Qty: 20



TLH-015C-GG



#### ALUMINUM INDOOR-OUTDOOR RESTAURANT STACK CHAIR

- Armless Design
- Cross Braced for Stability
- Stack Qty: 17



ET-CT002-1-SIL-GG



#### 31.5" SQUARE METAL INDOOR-OUTDOOR TABLE

- Powder Coated Frame
- Brace Beneath Tabletop
- Protective Rubber Floor Glides



TLH-053-2-GG



#### 27.5" SQUARE ALUMINUM INDOOR-OUTDOOR TABLE

- Smooth Stainless Steel Table Top
- Aluminum Column and Base
- Plastic Floor Glides

# FIND YOUR PERFECT FIT

With Flash Furniture, finding the right table setup is simple. Choose dining height tables for everyday comfort, bar height options for a more casual feel, single base designs for added legroom, double base tables for enhanced stability, and a range of sizes to accommodate any seating capacity.



## Dining Height

### AT A GLANCE

Standard table height offers comfortable, versatile seating for everyday use

### IDEAL FOR

Traditional dining setups, everyday seating, and comfortable shared spaces



## Bar Height

### AT A GLANCE

Elevated height creates a more casual, social setting with a modern feel

### IDEAL FOR

High-top seating areas, casual gatherings, and more social environments



## Single Base

### AT A GLANCE

Central base design maximizes legroom and provides flexible seating around the table

### IDEAL FOR

Compact layouts, flexible seating arrangements, and smaller group settings



## Double Bases

### AT A GLANCE

Dual base construction offers added stability and support for larger tabletops

### IDEAL FOR

Larger layouts, group seating, and high-traffic dining environments



## Table Tops

### AT A GLANCE


Built for durability and flexibility with sizes and finishes to fit your space.

### IDEAL FOR

Mixing bases and tops to create your ideal look and function.

# SELECT THE RIGHT SURFACE

Choose from a range of outdoor tabletop materials designed to handle the elements. From weather-resistant finishes to durable, easy-clean surfaces, each option is built to withstand moisture, sun exposure, and everyday use while enhancing your outdoor dining space.



## Mesh Metal

### KEY BENEFIT

Open mesh design allows water to drain easily and promotes airflow for quick drying

### IDEAL FOR

Patios, poolside seating, and high-moisture outdoor environments



## Synthetic Teak

### KEY BENEFIT

Weather-resistant material mimics natural wood without fading, cracking, or maintenance

### IDEAL FOR

Upscale patios, resort-style dining, and outdoor hospitality spaces



## TopGuard

### KEY BENEFIT

Seamless HPL surface resists moisture, UV exposure, scratches, and everyday wear

### IDEAL FOR

High-traffic patios, restaurant dining areas, and all-weather outdoor use



## Tempered Glass

### KEY BENEFIT

Smooth, non-porous surface wipes clean easily and resists moisture buildup

### IDEAL FOR

Covered patios, modern outdoor dining areas, and low-maintenance setups



## Colorful Metal

### KEY BENEFIT

Durable coated metal resists weather and adds a bold pop of color

### IDEAL FOR

Cafés, casual patios, and vibrant outdoor dining spaces

# Indoor-Outdoor Essentials



## INDOOR-OUTDOOR TABLES

### KEY BENEFITS

#### All-Weather Performance

Built with weather-resistant materials designed to withstand sun, moisture, and daily outdoor use

#### Versatile Design Options

Available in a variety of shapes, sizes, and finishes to suit any layout or aesthetic

#### Flexible Height Solutions

Offered in dining and bar heights to accommodate different seating needs

#### Low-Maintenance Surfaces

Easy-to-clean materials that help maintain a polished look with minimal upkeep



CO-6-BK-GG



#### BLACK 35.5" SQUARE INDOOR-OUTDOOR PATIO TABLE

- Rain Flower Designer Top
- Powder Coated Steel Frame
- 1.75" Umbrella Hole



TLH-053-2-GG



#### 27.5" SQUARE ALUMINUM INDOOR-OUTDOOR TABLE

- Smooth Stainless Steel Table Top
- Lightweight Aluminum Column and Base
- Base Size: 25.75"W



XU-DG-UH8100-GG



#### BLACK 35" SQUARE INDOOR-OUTDOOR DINING TABLE

- Poly Resin Slatted Top
- 1.75" Umbrella Hole
- Powder Coated Steel Frame



SDA-AD641012-80-BKWH-NAT-GG



#### 31.5" ROUND INDOOR- OUTDOOR BISTRO DINING TABLE

- Black/White Woven PE Rattan
- Tempered Glass Top
- Powder Coated Aluminum Frame



TLH-053-2-GG



**27.5" SQUARE ALUMINUM INDOOR-OUTDOOR TABLE**

- Smooth Stainless Steel Table Top
- Lightweight Aluminum Column and Base
- Base Size: 25.75"W



TLH-053-3-GG



**31.5" SQUARE ALUMINUM INDOOR-OUTDOOR TABLE**

- Smooth Stainless Steel Table Top
- Lightweight Aluminum Column and Base
- Base Size: 25.75"W



TLH-053-1-GG



**23.5" SQUARE ALUMINUM INDOOR-OUTDOOR TABLE**

- Smooth Stainless Steel Table Top
- Lightweight Aluminum Column and Base
- Base Size: 23.5"W



TLH-059A-GG



**23.25" ROUND ALUMINUM INDOOR-OUTDOOR FLIP-UP BAR HEIGHT TABLE**

- Smooth Stainless Steel Table Top
- Lightweight Aluminum Column and Base
- Flip-Up Tabletop



TLH-052-1-BK-GG



**BLACK 23.5" ROUND METAL INDOOR-OUTDOOR TABLE WITH BASE**

- Smooth Stainless Steel Table Top
- Lightweight Aluminum Column and Base
- Base Size: 23.5"W





CO-5-BK-GG



**BLACK 28" SQUARE INDOOR-OUTDOOR PATIO TABLE**

- Rain Flower Designer Top
- 1" Drop Edge
- Powder Coated Steel Frame



CO-6-BK-GG



**BLACK 35.5" SQUARE INDOOR-OUTDOOR PATIO TABLE**

- Rain Flower Designer Top
- Powder Coated Steel Frame
- 1.75" Umbrella Hole



CO-6-SIL-GG



**SILVER 35.5" SQUARE INDOOR-OUTDOOR PATIO TABLE**

- Rain Flower Designer Top
- Powder Coated Steel Frame
- 1.75" Umbrella Hole



CO-6-SKY-GG



**BLUE 35.5" SQUARE INDOOR-OUTDOOR PATIO TABLE**

- Rain Flower Designer Top
- Powder Coated Steel Frame
- 1.75" Umbrella Hole



CO-6-WH-GG



**WHITE 35.5" SQUARE INDOOR-OUTDOOR PATIO TABLE**

- Rain Flower Designer Top
- Powder Coated Steel Frame
- 1.75" Umbrella Hole



CO-7-BK-GG



**BLACK 35.25" ROUND INDOOR-OUTDOOR PATIO TABLE**

- Rain Flower Designer Top
- Powder Coated Steel Frame
- 1.5" Umbrella Hole

## Rain Flower Designer Tops

Rain Flower Designer Top adds visual interest to commercial spaces while maintaining the durability required for high-traffic environments. The patterned allows moisture to drain for quick turnaround, and the sturdy construction ensures long-lasting performance with minimal maintenance.

SDA-AD642602S-TXT-BLKWH-LTNA1-GG





XU-DG-UH8100-GG



**BLACK 35" SQUARE INDOOR-OUTDOOR DINING TABLE**

- Poly Resin Slatted Top
- 1.75" Umbrella Hole
- Powder Coated Steel Frame



XU-DG-HW1045-GG



**BLACK 30" SQUARE INDOOR-OUTDOOR PATIO BISTRO DINING TABLE**

- Poly Resin Slatted Top
- Powder Coated Steel Frame
- Adjustable Floor Glides



XU-DG-UH3048-GG



**BLACK 48" X 30" INDOOR-OUTDOOR DINING TABLE**

- Poly Resin Slatted Top
- 1.75" Umbrella Hole
- Powder Coated Steel Frame



XU-DG-UH8100-GY-GG



**GRAY 35" SQUARE INDOOR-OUTDOOR DINING TABLE**

- Poly Resin Slatted Top
- 1.75" Umbrella Hole
- Powder Coated Steel Frame



SB-A268T-BK-GG



**BLACK INDOOR- OUTDOOR SQUARE PATIO DINING TABLE**

- Poly Resin Slatted Top
- E-Coated Steel Frame
- Fixed Floor Glides



SB-TB288-NAT-GG



**NATURAL 35.5" X 59" INDOOR-OUTDOOR DINING TABLE**

- Poly Resin Slatted Top
- X-Leg Design
- Rust Resistant Powder Coated Frame



SDA-AD641012-80-BKWH-NAT-GG



**INDOOR- OUTDOOR 31.5" ROUND BISTRO TABLE**

- Black/White Woven PE Rattan
- Tempered Glass Top
- Powder Coated Aluminum Frame



SDA-AD641012-80-NVYWH-NAT-GG



**INDOOR- OUTDOOR 31.5" ROUND BISTRO TABLE**

- Navy/White Woven PE Rattan
- Tempered Glass Top
- Powder Coated Aluminum Frame





### Seamless Edge Wrap

No visible seams.  
No chipping or peeling edges.

### High-Pressure Laminate (HPL) Surface

Heat, spill & scratch resistant.  
Easy to clean.

### 0.7" High-Density Hardboard Core

Commercial-grade strength.  
Supports up to 300 lbs.

### Sealed Protective Backing

Balanced construction for long-term durability.



ST-RD600C-1-M-3A-M-WH-MAR-GG ☀️

#### 24" ROUND INDOOR-OUTDOOR TOPGUARD TABLETOP

- White Faux Marble
- Seamless Laminate Top
- UV, Heat, Scratch and Moisture Resistant
- 0.7" Hardboard Core



ST-RD800B-1-M-3A-CM-GY-GG ☀️

#### 31.5" ROUND INDOOR-OUTDOOR TOPGUARD TABLETOP

- Gray Faux Concrete
- Seamless Laminate Top
- UV, Heat, Scratch and Moisture Resistant
- 0.7" Hardboard Core



ST-RT24X30INB-1-M-3A-W-BR-GG ☀️

#### 30" X 24" INDOOR-OUTDOOR TOPGUARD TABLETOP

- Dark Brown Woodgrain
- Seamless Laminate Top
- UV, Heat, Scratch and Moisture Resistant
- 0.7" Hardboard Core



ST-RD918B-1-M-3A-W-BR-GG ☀️

#### 36" ROUND INDOOR-OUTDOOR TOPGUARD TABLETOP

- Dark Brown Woodgrain
- Seamless Laminate Top
- UV, Heat, Scratch and Moisture Resistant
- 0.7" Hardboard Core



ST-RT24X30INB-1-M-3A-CM-GY-GG ☀️

#### 30" X 24" INDOOR-OUTDOOR TOPGUARD TABLETOP

- Gray Faux Concrete
- Seamless Laminate Top
- UV, Heat, Scratch and Moisture Resistant
- 0.7" Hardboard Core



ST-RD800C-1-M-3A-M-WH-MAR-GG ☀️

#### 31.5" ROUND INDOOR-OUTDOOR TOPGUARD TABLETOP

- White Faux Marble
- Seamless Laminate Top
- UV, Heat, Scratch and Moisture Resistant
- 0.7" Hardboard Core



ST-SQ918B-1-M-3A-CM-GY-GG ☀️

#### 36" SQUARE INDOOR-OUTDOOR TOPGUARD TABLETOP

- Gray Faux Concrete
- Seamless Laminate Top
- UV, Heat, Scratch and Moisture Resistant
- 0.7" Hardboard Core

## No Seams. No Weak Spots.

Our NEW TopGuard® HPL Wrapped Tabletops are built for demanding commercial spaces. Smart Edge Technology wraps the durable surface over the edges to protect against moisture, impact, and everyday wear—delivering long-lasting performance indoors and out.







# Back of House Solutions

Efficiency starts with the right equipment. Durable prep tables, shelving, and cutting boards create streamlined, high-volume workstations built for daily use. A complete back-of-house solution ensures consistent performance, better organization, and a more productive kitchen.

# Back of House Essentials

## SPACE SOLUTIONS

### KEY BENEFITS

#### Optimized Prep Space

Create efficient, organized workstations that support high-volume kitchen workflows

#### Built for Commercial Durability

Stainless steel construction stands up to daily use in demanding environments

#### Flexible Configurations

Options with undershelves, backsplashes, and casters adapt to your space and needs

#### Easy to Clean & Maintain

Smooth, non-porous surfaces support sanitation and quick cleanup



NH-WT-3072-GG



#### STAINLESS STEEL PREP AND WORK TABLE WITH UNDERSHELF

- NSF Certified Stainless Steel
- Rounded Safety Corners
- Feet Adjust up to 1"



NH-WT-3072BSP-GG



#### STAINLESS STEEL PREP AND WORK TABLE WITH 1.5" BACKSPLASH AND UNDERSHELF

- NSF Certified Stainless Steel
- Rounded Safety Corners
- Feet Can Be Adjusted up to 12 Inches



NH-WT-3048-CAS-GG



#### 30X48 PORTABLE PREP AND WORK TABLE WITH TOP SHELF AND STEEL UNDERSHELF

- NSF Certified Stainless Steel
- Rounded Safety Corners
- 2 Swivel Casters and 2 Locking Casters



NH-WT-3072-TOP-GG



#### HIGH-PRESSURE POLY TOP CUTTING BOARD WITH BRACKETS

- .75" Thick
- Removable for Versatile Placement and Use
- Attaches to Table with Included Brackets



NH-WT-3072BSP-GG



**PREP AND WORK TABLE WITH 1.5" BACKSPLASH AND UNDERSHELF**

- 72"W x 30"D x 36"H
- NSF Certified Stainless Steel
- Rounded Safety Corners
- Feet Can Be Adjusted up to 12"



NH-WT-GU-2460BSP-GG



**WORK TABLE WITH 1.5" BACKSPLASH AND 2 UNDERSHELVES**

- 60"W x 24"D x 36"H
- NSF Certified Stainless Steel
- Adjustable Shelves
- Feet Can Be Adjusted up to 12"



NH-WT-3072-GG



**PREP AND WORK TABLE WITH UNDERSHELF**

- 65.125"W x 22"D x 4"-28"H
- NSF Certified Stainless Steel
- Rounded Safety Corners
- Feet Adjust up to 1"



NH-WT-3072-OSH-GG



**PREP AND WORK TABLE WITH TOP SHELF AND DOUBLE OVERSHELVES**

- 30"D x 72"W x 68"H
- NSF Certified Stainless Steel
- Rounded Safety Corners
- Feet Can Be Adjusted up to 12"



NH-WT-3072-OG-B1-5-GG



**OPEN BASE KITCHEN PREP AND WORK TABLE WITH 1.5" BACKSPLASH**

- 30"D x 72"W x 38.5"H
- NSF Certified Stainless Steel
- Cross Rail Supports
- Feet Can Be Adjusted up to 12"



NH-WT-2460BSP-GG



**PREP AND WORK TABLE WITH 1.5" BACKSPLASH AND UNDERSHELF**

- 24"D x 60"W x 36"H
- NSF Certified Stainless Steel
- Adjustable Shelf
- Feet Can Be Adjusted up to 12"



NH-WT-3072-OG-B4-GG



**OPEN BASE KITCHEN PREP AND WORK TABLE WITH 4" BACKSPLASH**

- 30"D x 72"W x 38.5"H
- NSF Certified Stainless Steel
- Cross Rail Supports
- Feet Can Be Adjusted up to 12"



NH-WT-3036-GG-B4-GG



**PREP AND WORK TABLE WITH ADJUSTABLE SHELF AND 4" BACKSPLASH**

- 30"D x 36"W x 39.25"H
- NSF Certified Stainless Steel
- Adjustable Shelf
- Feet Can Be Adjusted up to 12"



NH-WT-GU-3072BSP-GG



**WORK TABLE WITH 1.5" BACKSPLASH AND 2 UNDERSHELVES**

- 30"D x 72"W x 36"H
- NSF Certified Stainless Steel
- Adjustable Shelves
- Feet Can Be Adjusted up to 12"




NH-WT-3048-CAS-GG



**30X48 PORTABLE PREP AND WORK TABLE WITH TOP SHELF AND UNDERSHELF**

- 30"D x 48"W x 34.5"H
- NSF Certified Stainless Steel
- Rounded Safety Corners
- 2 Swivel and 2 Locking Casters





NH-OSD-1260-GG

**METAL KITCHEN DOUBLE OVERSHELF**

- 12"D x 60"W x 33.5"H
- NSF Certified Stainless Steel
- Two-Tier Design with Adjustable Shelf
- Quick Assembly



NH-GU-2418-GG

**UNDER SHELF FOR 24X18 PREP AND WORK TABLES**

- Galvanized Stainless Steel
- Corrosion and Rust Resistant
- Height Adjustable
- Quick Assembly



NH-GU-2436-GG

**UNDER SHELF FOR 24X36 PREP AND WORK TABLES**

- Galvanized Stainless Steel
- Corrosion and Rust Resistant
- Height Adjustable
- Quick Assembly



NH-GU-3048-GG

**UNDER SHELF FOR 30X48 PREP AND WORK TABLES**

- Galvanized Stainless Steel
- Corrosion and Rust Resistant
- Height Adjustable
- Quick Assembly



NH-GU-3072-GG

**UNDER SHELF FOR 30X72 PREP AND WORK TABLES**

- Galvanized Stainless Steel
- Corrosion and Rust Resistant
- Height Adjustable
- Quick Assembly



NH-GU-2448-GG

**UNDER SHELF FOR 24X48 PREP AND WORK TABLES**

- Galvanized Stainless Steel
- Corrosion and Rust Resistant
- Height Adjustable
- Quick Assembly



NH-GU-2460-GG

**UNDER SHELF FOR 24X60 PREP AND WORK TABLES**

- Galvanized Stainless Steel
- Corrosion and Rust Resistant
- Height Adjustable
- Quick Assembly



NH-WT-3072-TOP-GG

**WHITE HIGH-PRESSURE POLY TOP CUTTING BOARD**

- 75" Thick
- NSF Certified Construction
- Attaches to Table with Included Brackets



# Trash & Recycling Essentials



## TRASH & RECYCLING

### KEY BENEFITS

#### Streamlined Waste Management

Keep trash and recycling organized for a cleaner, more efficient space

#### Built for High-Traffic Use

Durable construction designed to handle daily wear in busy environments

#### Easy Maintenance

Smooth surfaces allow for quick cleaning and upkeep

#### Clean, Professional Appearance

Helps maintain a polished look in dining and public areas




GC-M-196-BLK-GG



#### BLACK TRASH RECEPTACLE ENCLOSURE WITH DROP HOLE AND UPPER TRAY SHELF

- Melamine Overlay
- Hinged Access Door
- Holds up to 32 Gallons



MT-M8520-TRA-MAH-GG



#### MAHOGANY WOOD TRAY TOP TRASH RECEPTACLE

- Engraved "Thank You" Text
- Melamine Finish
- Holds up to 36 Gallons



MT-M8520-TRA-BLK-GG



#### BLACK TRASH RECEPTACLE WITH TRAY TOP

- Engraved "Thank You" Text
- Melamine Finish
- Holds up to 36 Gallons